

# Endoca

## Certificate of Analysis

Raw Golden Hemp Oil 3000mg CBD+CBDA (30%)

Endoca BV  
 Siriusdreef 17 2132 WT Hoofddorp EU  
 Phone: +31-238-080-104  
 info@endoca.com  
 www.endoca.com  
 ISO 22000 certified  
 HACCP certified; GMP certified

Responsible Supervisor: \_\_\_\_\_  
 Sample: \_\_\_\_\_  
 Date samples received: \_\_\_\_\_  
 Date analysis began: \_\_\_\_\_  
 Date sample report produced: \_\_\_\_\_  
 Expiry date: \_\_\_\_\_  
 Sample Mass: \_\_\_\_\_

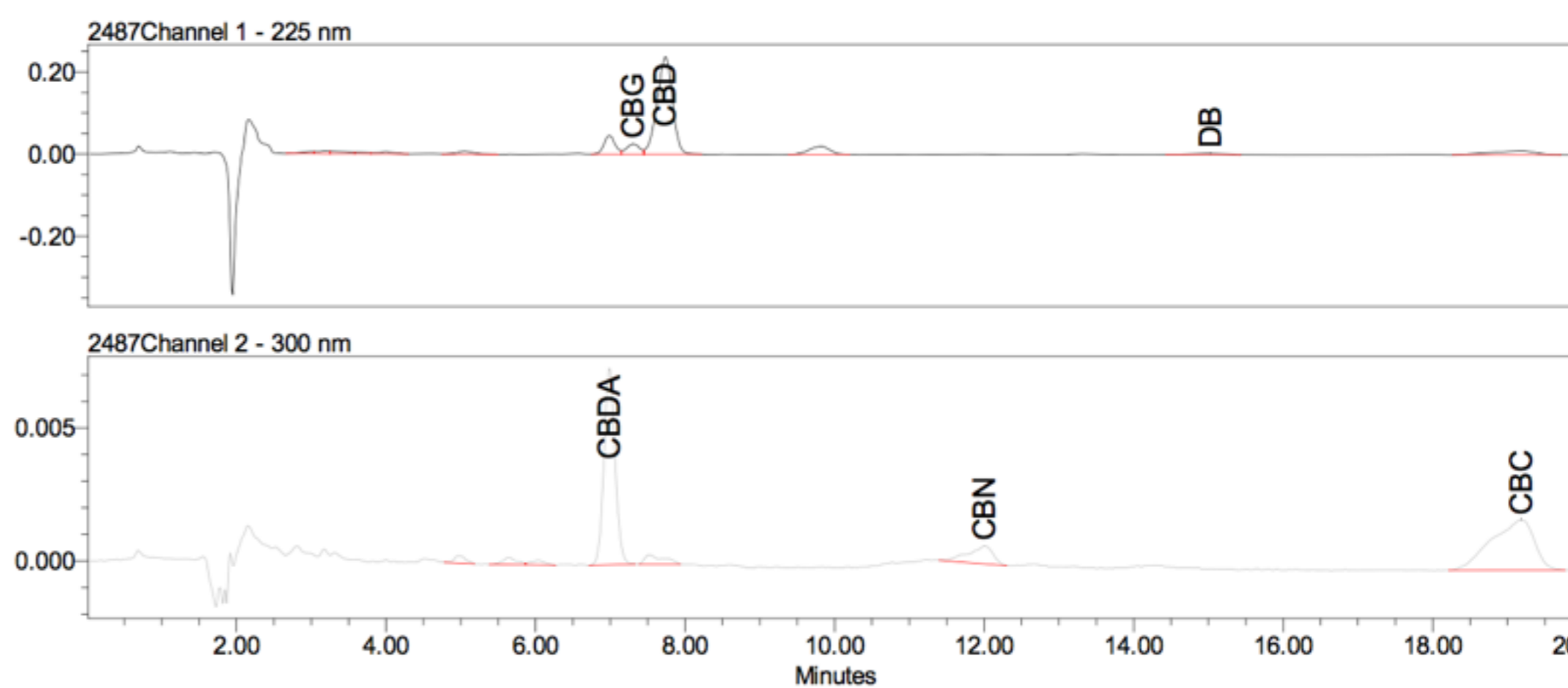
Martin V.  
 Batch 2237  
 22-August 2021  
 22-August 2021  
 22-August 2021  
 08-2023  
 1 g

### CBD+CBDA 30.54%

### Cannabinoid Profile:

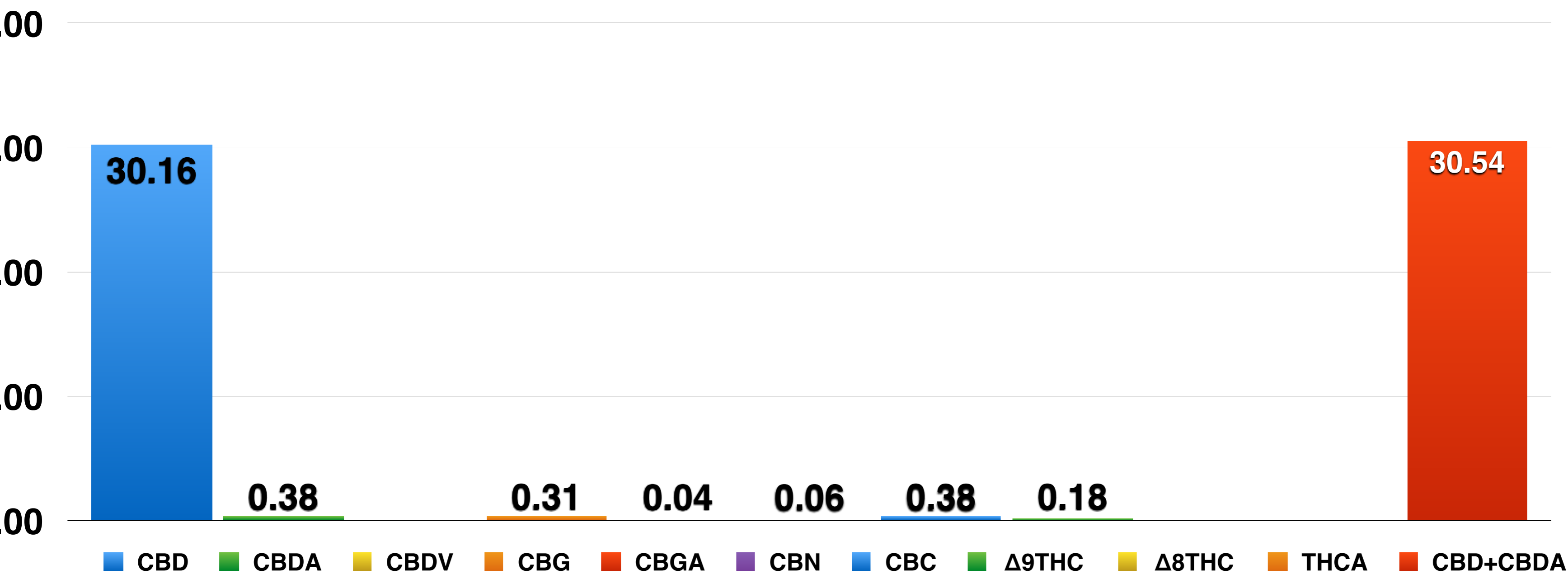
Method: HPLC-UV

Component	Mass (%)	Amount (mg/g)
CBD	30.16	301.60
CBDA	0.38	3.80
CBDV	ND	ND
CBG	0.31	3.10
CBGA	0.04	0.40
CBN	0.06	0.60
CBC	0.38	3.80
Δ9THC	0.18	1.80
Δ8THC	ND	ND
THCA	ND	ND
<b>CBD+CBDA</b>	<b>30.54</b>	<b>305.40</b>



ND - Not detected, LOD - Limit of Detection (LOD=0.001%)

### Cannabinoids as Percent of Total Mass



# Endoca

## Certificate of Analysis

Raw Golden Hemp Oil 3000mg CBD+CBDA (30%)

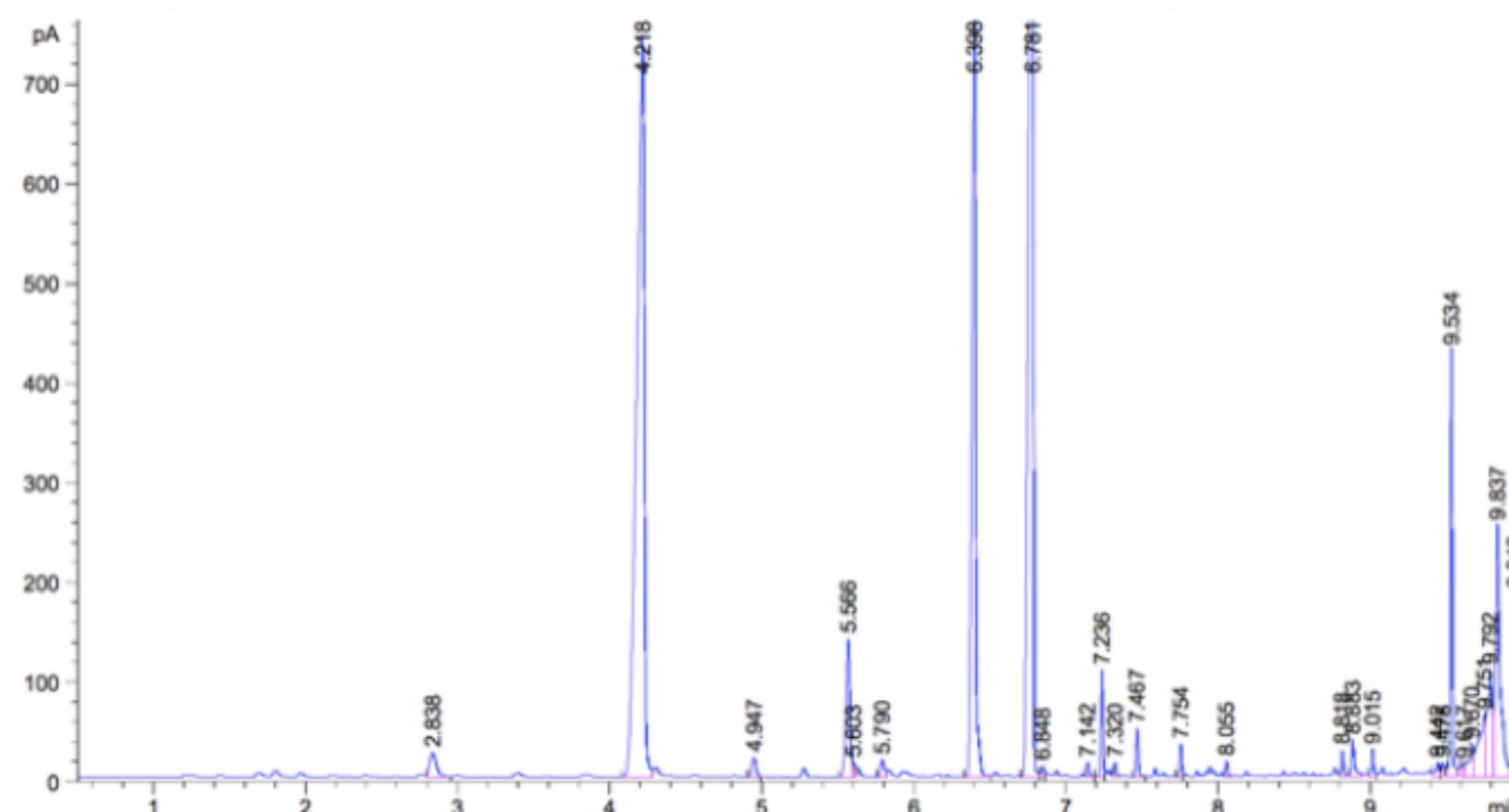
Endoca BV  
 Siriusdreef 17 2132 WT Hoofddorp EU  
 Phone: +31-238-080-104  
 info@endoca.com  
 www.endoca.com  
 ISO 22000 certified  
 HACCP certified; GMP certified

Responsible Supervisor:	Martin V.
Sample	Batch 2237
Date samples received:	22-August 2021
Date analysis began:	22-August 2021
Date sample report produced:	22-August 2021
Expiry date:	08-2023
Sample Mass	1 g

### Terpenoid Profile:

### Method: HS-GC-FID

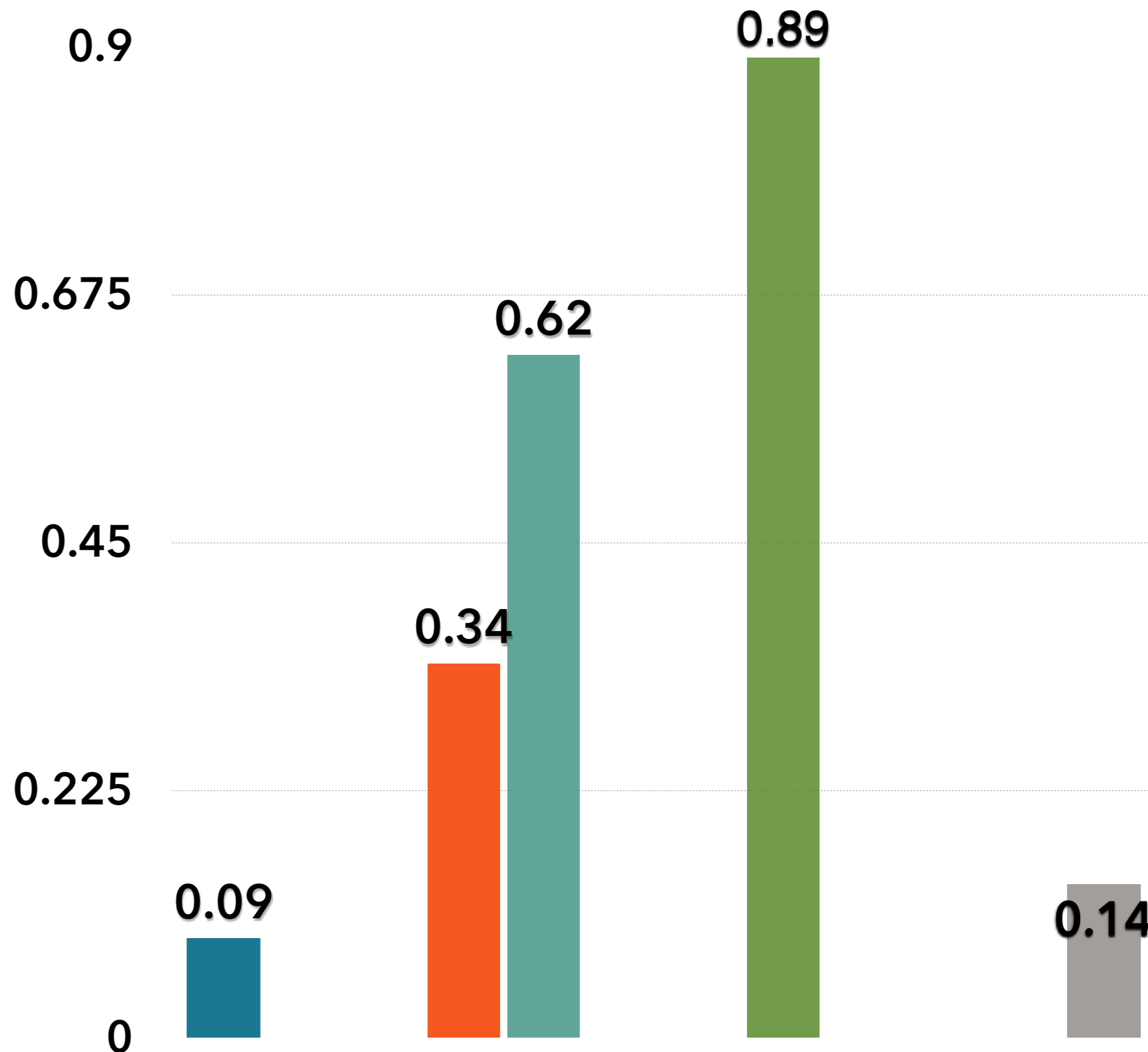
Component	Amount %
β-Caryophyllene	0.09
α-Humulene	ND
Caryophyllene oxide	ND
Myrcene	0.34
α-Pinene	0.62
Terpinolene	ND
Humulene epoxide II	ND
Limonene	0.89
β-Pinene	ND
E-β-Ocimene	ND
Sabinene	ND
Linalool	0.14



ND - Not Detected

### Terpenoid Distribution

- β-Caryophyllene
- α-Humulene
- Caryophyllene oxide
- Myrcene
- α-Pinene
- Terpinolene
- Humulene epoxide II
- Limonene
- β-Pinene
- E-β-Ocimene
- Sabinene
- Linalool



# Endoca

## Certificate of Analysis

Raw Golden Hemp Oil 3000mg CBD+CBDA (30%)

Endoca BV  
 Siriusdreef 17 2132 WT Hoofddorp EU  
 Phone: +31-238-080-104  
 info@endoca.com  
 www.endoca.com  
 ISO 22000 certified  
 HACCP certified; GMP certified

Responsible Supervisor:	<u>Martin V.</u>
Sample	<u>Batch 2237</u>
Date samples received:	<u>22-August 2021</u>
Date analysis began:	<u>22-August 2021</u>
Date sample report produced:	<u>22-August 2021</u>
Expiry date:	<u>08-2023</u>
Sample Mass	<u>1 g</u>

### Microbial Profile:

Component	CFU	Results
<i>Listeria m.</i>	1 g	ND*
<i>Escherichia c.</i>	1 g	ND*
<i>Salmonella</i>	25 g	ND*
Yeast	1 g	ND*
Mould	1 g	ND*

\*ND - Not detected

### All Mycotoxins at Non Detectable (ND) levels



### Nutrition Facts

Component	%
Moisture and volatile matter content	1.25
Protein content	0.15
Total fat content	98.35
Carbohydrates content	ND*
Total Fiber content	ND*
Total sugars content	ND*
Total ash content	ND*

\*ND - Not detected

# Endoca

## Certificate of Analysis

Raw Golden Hemp Oil 3000mg CBD+CBDA (30%)

Endoca BV  
 Siriusdreef 17 2132 WT Hoofddorp EU  
 Phone: +31-238-080-104  
 info@endoca.com  
 www.endoca.com  
 ISO 22000 certified  
 HACCP certified; GMP certified

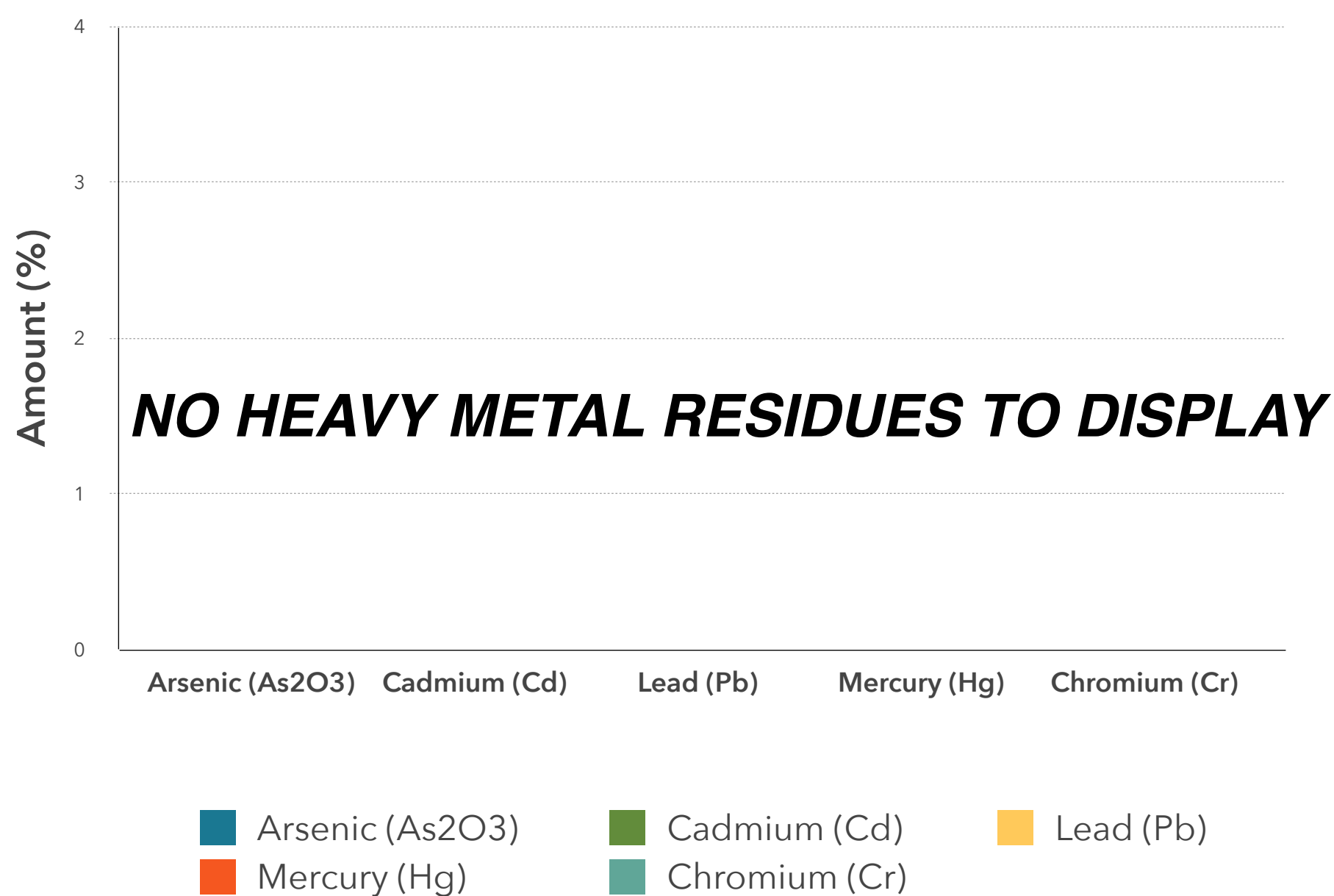
Responsible Supervisor: Martin V.  
 Sample: Batch 2237  
 Date samples received: 22-August 2021  
 Date analysis began: 22-August 2021  
 Date sample report produced: 22-August 2021  
 Expiry date: 08-2023  
 Sample Mass: 1 g

### Heavy Metals Profile:

Component	Mass (%)	Amount (ppm)	Limit** (ppm)
Arsenic (As <sub>2</sub> O <sub>3</sub> )	ND*	< 0.1	< 0.1
Cadmium (Cd)	ND*	< 0.1	< 0.1
Lead (Pb)	ND*	< 0.1	< 0.1
Mercury (Hg)	ND*	< 0.1	< 0.1
Chromium (Cr)	ND*	< 1	< 1
Tin (Sn)	ND*	< 10	< 10

\*ND - Not detected, \*\*Codex STAN 193-1995, GB 2762, EC No. 1881/2006, FDA

### All Heavy Metals at Non Detectable (ND) levels



### Conclusions:

**No heavy metal residues detected.**

**No flammable residues detected.**

**No chemical residues detected.**

# Endoca

## Certificate of Analysis

Raw Golden Hemp Oil 3000mg CBD+CBDA (30%)

Endoca BV  
Siriusdreef 17 2132 WT Hoofddorp EU  
Phone: +31-238-080-104  
info@endoca.com  
www.endoca.com  
ISO 22000 certified  
HACCP certified; GMP certified

Responsible Supervisor:	Martin V.
Sample	Batch 2237
Date samples received:	22-August 2021
Date analysis began:	22-August 2021
Date sample report produced:	22-August 2021
Expiry date:	08-2023
Sample Mass	1 g

**Pesticide Analysis: Our tests looked for residue of nearly 300 known pesticides finding no evidence of any over detectable limits.**

Endoca Labs tests our products thoroughly. Nearly 300 of the below pesticides concentrations were measured and we are proud to say that all tests measured below our detectable limits. Most tests have a threshold of 0.01 mg/k, while only a handful of tests have a threshold value of <0.05 mg/kg. Not a single test of Endoca products went over detectable threshold limits.

### PESTICIDES MEASURED

Acrinathrin Azoxystrobin Biphenhin Bitertanol Biphenyl Bromopropylate Bromuconazole Bupirimate Cadusafos Captafol Captan Chlorphenson Chlorfenapyr Chlorfenvinphos Chlorothalonil Chlorprophame 3,5-Dichloraniline Chlorpyrifos Chlorpyrifos-methyl Chlorthal-dimethyl Cyfluthrin Cypermethrin Cyproconazole Cyprodinil Clomazone o,p-DDE P,P-DDE o,p-DDD P,P-DDD o,p-DDT p,p-DDT Deltamethri Diazinon Diclofop-methyl Dieldrin Dichlobenil Dichlofluanid Dichlorvos Dicloran Dicofol Dicrotophos Diethofencarb Diflubenzuron Dimetachlor Diniconazole Dodemorph Diphenylamine Alpha-Endosulfan Beta-Endosulfan Endosulfan-sulphate Ethion Etofumesate Ethoprophos Ehtoxyquin Etoxazole Etridiazole Etrimphos Famoxadone Fenarimol Fenazaquin Fenchlorphos Fenhexamid Fenithion Fenpropidin Fenpropimorph Fenvalerate Formothion Fipronil Fipronil-sulfone Fludioxonil Flusilazole Flutriafol Folpet Fuberidazole Furathiocarb Hexaconazole HCB Alpha-HCH Beta-HCH Delta-HCH Heptachlor Heptachlor-epoxidceis Heptachlor-epoxidtreans Iprodione Iprovalicarb Lambda- cyhalothrin Lindane Mecarbam Metalaxv Metazachlor Methidathion Metribuzin Mevinphos Myclobutanil Nuarimol Orthophenylphenol Oxadixyl Paclbutrazol Parathion Parathion-methyl Paraoxon-methyl Paraoxon-ethyl Penconazole Pendimethaline Permethrin Phenthoate Phorate Procymidone Profenofos Propiconazole Propyzamide Pyrazophos Pyrethrins Pyridaben Pyrimethanil Pyriproxyfen Quinoxifen Quitozone Pentachloraniline Phosphamidon Pyrifenoxy Prometryn Propanil Propoxur Proquinazid Prothiofos Simazine Spiroxamine T au-fluvalinate T ebuconazole T ebufenpyrad T ecnazene T efluthrin T erbuthylazine T etraconazole T etradifon T etramethrine T olclofos-methyl T olyfluanid Transfluthrin Triadimephon Triadimenol Trialate Trifloxystrobin Triflumizole Vinclozolin DDT isomersum Heptachlor (heptachloarnd heptachloer poxidsum) Trifluraline Chlorobenzilate 3-Chloraniline Abamectin (AvermectinBla and AvermectinBlb sum) Acetamiprid Aldicarb Aldicarb-sulphone Aldicarb-sulphoxide Azinphos-ethyl Azinphos-methyl Benalaxyl Benfuracarb Boscalid Buprofezin Carbaryl Carbendazim Carbofuran 3-hydroksicarbofuran Carbosulfan Chloridazon Cymoxanil Clofentezin Clothianidin Demeton-S-methyl Demeton-S-methylsulfoxid Diafenthiuron Difenconazole Dimethoate Dimethomorph Diuron EPN Epoxiconazole Ethirimol Etofenprox Fenamidone Fenbuconazole Fenbutatinoxid Fenoxycarb Fenpyroximate Fenpropathrin Fensulfotion Fenthion Fenthionsulphone Fenthionsulphoxide Fluazinam Flufenoxuron Fluquinconazole Fonofos Formetanate Fosthiazate Hexythiazox Imazalil Imidacloprid Indoxacarb Isofenphos Methacrifos Isofenphos-methyl Krezoxim-methyl Linuron Lufenuron Malaaxon Malathion Mepanipirim Mepronil Metamitron Metconazole Methamidophos Methiocarb Methiocarb-sulphone Methiocarb-sulfoxide Methomyl Methoxyfenozide Metobromuron Monocrotophos Monolinuron Omethoate Oxamyl Pencycuron Phenmedipham Phosalone Phosmet Phosmeot xon Phoxim Pymetrozine Piperonylbutoxide Pyraclostrobin Pyridaphenthion Pyridate Pyrifenoxy Pirimicarb Pirimicarbdesmethyl Pirimiphos-methyl Primisulfuron-methyl Prochloraz Propamocarb Propargite Prothioconazole Prothioconazole-desthio Quinalphos SpinosynA SpinosynD Sulfotep T ebufenozide T eflubenzuron Thiabendazole Thiacloprid Thiamethoxam Thiodicar Thiophanate-methyl Tralkoxydim Triazophos Trichlorfon Triflumuron Triforine Triticonazole Zoxamide Acephate Amitraz Fenamiphos Fenamiphosulphone Fenamiphosulfoxid Nitempiram Fenthionoxonsulphone Fenthionoxonsulfoxid Kumapho Piriphenox Mehibuzine DEET

**Our microbiology analysis is standardized after the following protocols:**

ISO 6579:2003  
ISO 11290-1:2003  
ISO 16649-2:2002  
ISO 21527-2:2008

### Note on Cannabinoid Testing:

All cannabinoids in their acid forms (ending in "-A") are convertible to their non-acid forms via a decarboxylation process (heating). The components lose mass through this process. To find the total theoretical active cannabinoids, one multiplies the acid forms by 87.7%. For example, CBD-A can be converted to active CBD using the formula:  $CBD-A \times 0.877 = CBD$ . In this case, the Max CBD for the sample is:  $Max\ CBD\ (\%) = (\%CBD-A \times 0.877) + \%CBD$ . The same calculation assay is valid for THC-A. This method has been validated according to the principles of the International Conference on Harmonisation.

### Chromatographic Analysis:

Analysis of cannabinoids content was performed using Waters 2695 (Milford, MA, USA) separation module equipped with auto injector, sample cooler, vacuum degasser and column heater units. Separation of all cannabinoids was accomplished on YMC PRO C18 (150 x 4 mm I.D., S-3 $\mu$ m) RP column coupled with C18 precolumn maintained at 30 °C by a CTO-20AC column oven. Isocratic elution consisted of acetonitrile:water (4:1) was done in 20 min. The flow rate was maintained at 0.8 ml/min. The cannabinoids were monitored using dual absorbance detector Waters 2487 (Milford, MA, USA). The injection volume of 1 mg/ml sample was 10  $\mu$ l. Data evaluation was performed using Clarity software. Quantification of cannabinoids was obtained from linear regression equation of calibration curve of individual reference standard by plotting concentration versus the area ratio.

Analysis of terpenes was performed using GC-HS system equipped with auto injector. Separation was accomplished on Rx624Sil, 30m, 0.25  $\mu$ m ID column.